

PICKERING BARN LAYOUT SUGGESTIONS

You are not required to choose from these layouts

These are simply commonly used layouts and are provided for your convenience.

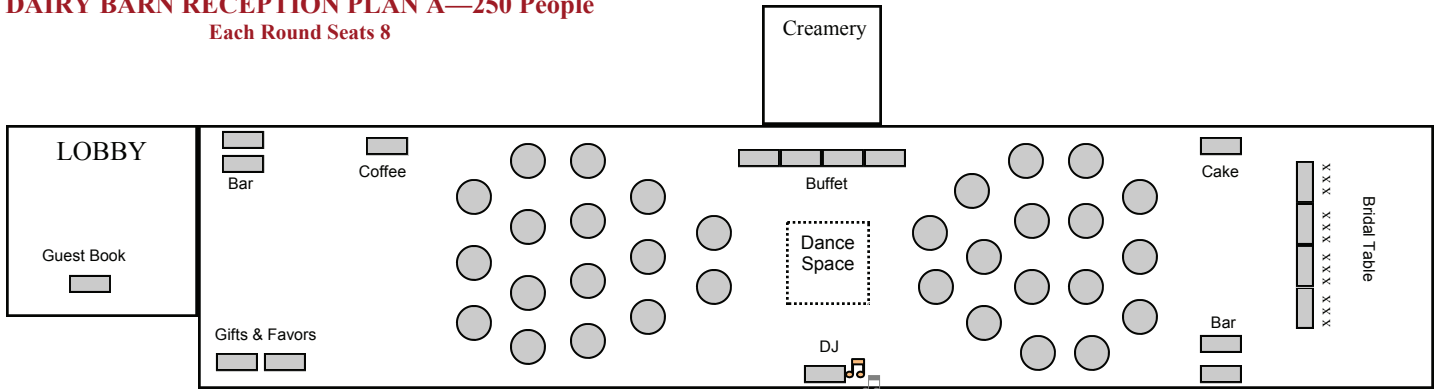
If you require or prefer a customized layout feel free to create one!

For some events, the layout you need will not be listed as an option and must be customized.

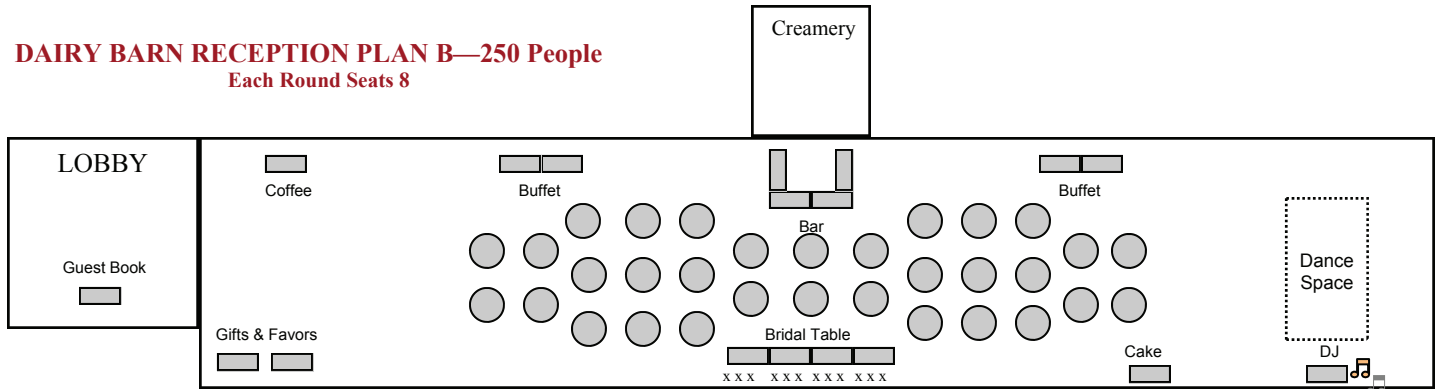
1. Choose a layout from the options provided on this sheet. It is recommended that you discuss your layout design with your vendors to find their desired placement or requirement of the # of tables they need.
2. Transfer the chosen layout to the provided Floor Plan, increasing, decreasing, adding and/or eliminating the equipment needed, to perfectly accommodate your event needs. See the included Equipment List for quantities and sizes.
3. Modify your chosen layout if needed. For example, you'd prefer the cake table to be round instead of a rectangular, you'd prefer the bar in a different corner, you'd like two buffets, you need a table outside, you'd like more space between tables, etc.
4. From your completed Floor Plan our staff should be able to set-up the proper equipment in the right area of the facility for your use. If you choose to illustrate equipment that you will be using, but that we do not own, please label it "Provided by Renter".

*Layout & equipment are not to scale

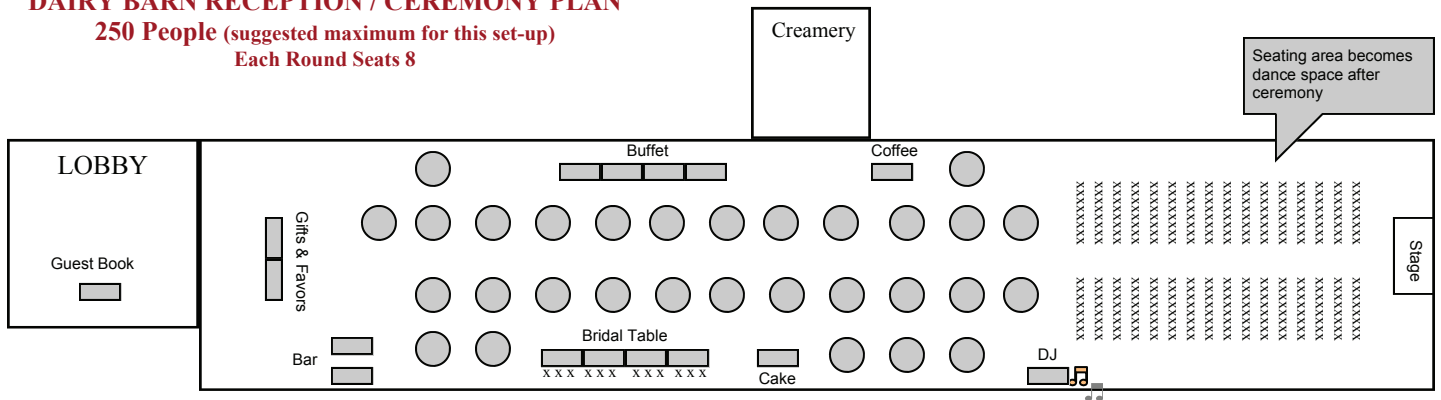
DAIRY BARN RECEPTION PLAN A—250 People Each Round Seats 8



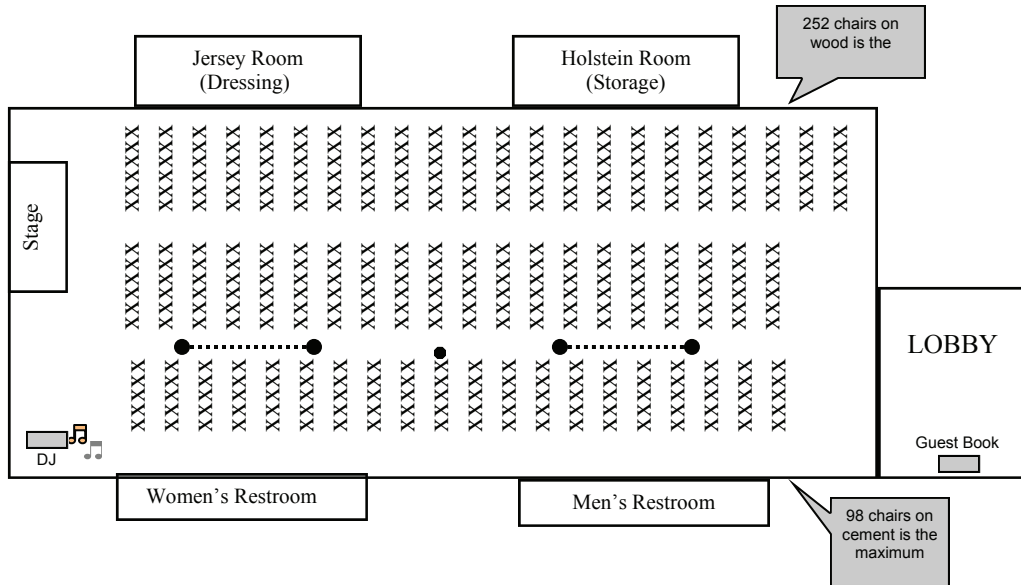
DAIRY BARN RECEPTION PLAN B—250 People Each Round Seats 8



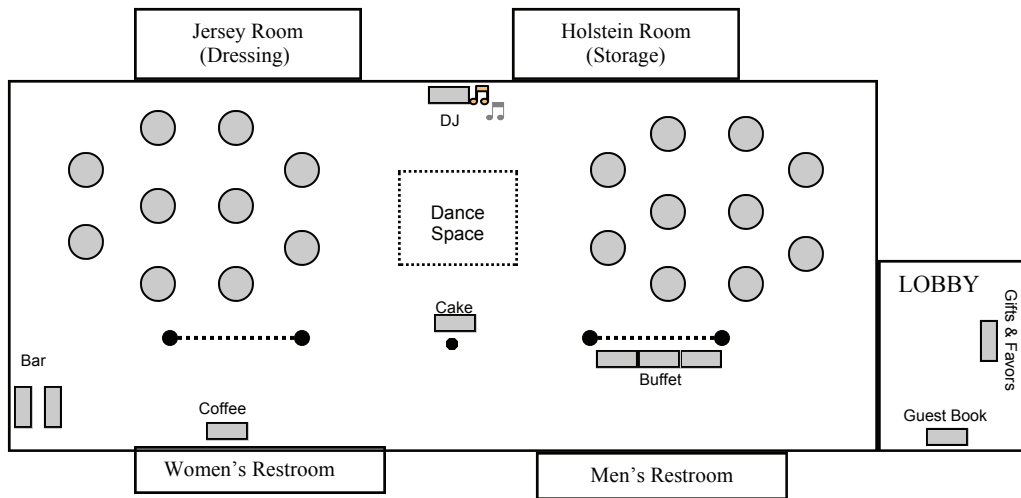
DAIRY BARN RECEPTION / CEREMONY PLAN 250 People (suggested maximum for this set-up) Each Round Seats 8



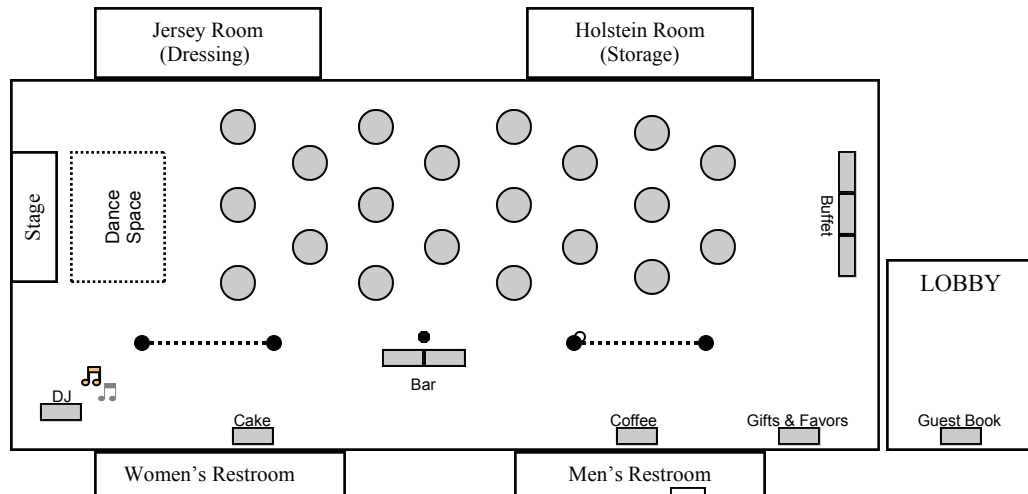
HAY BARN CEREMONY— 350 People (Room Maximum)



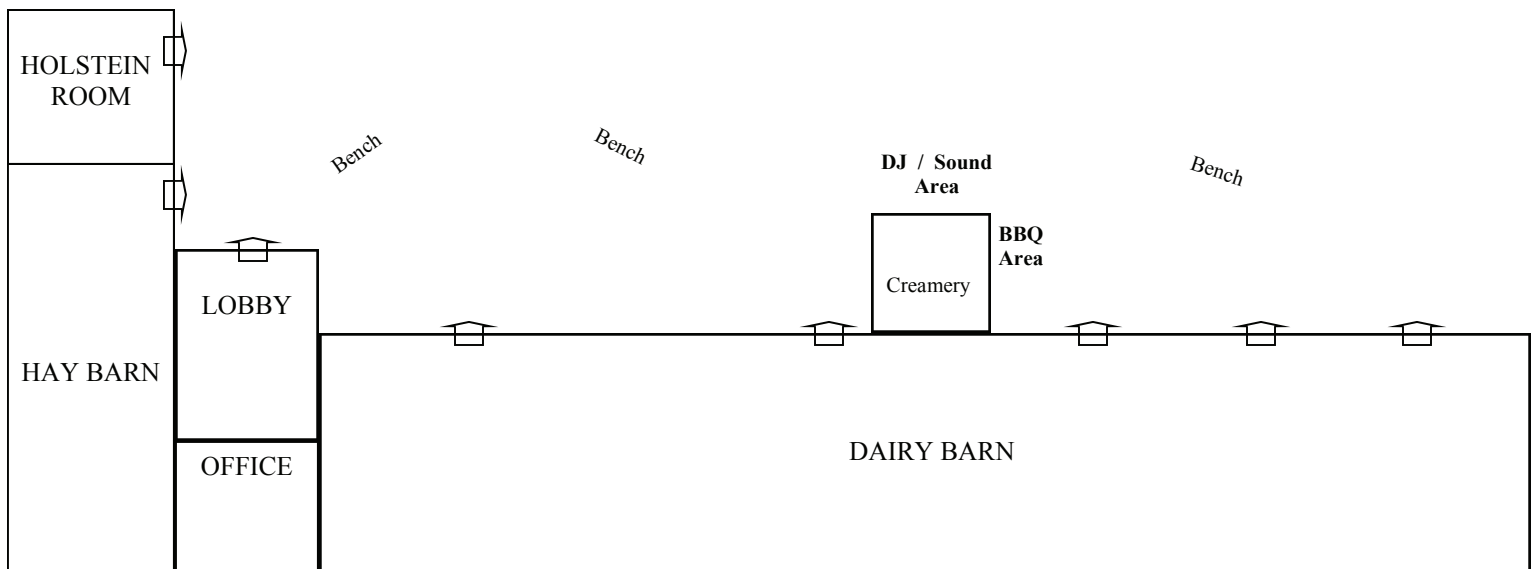
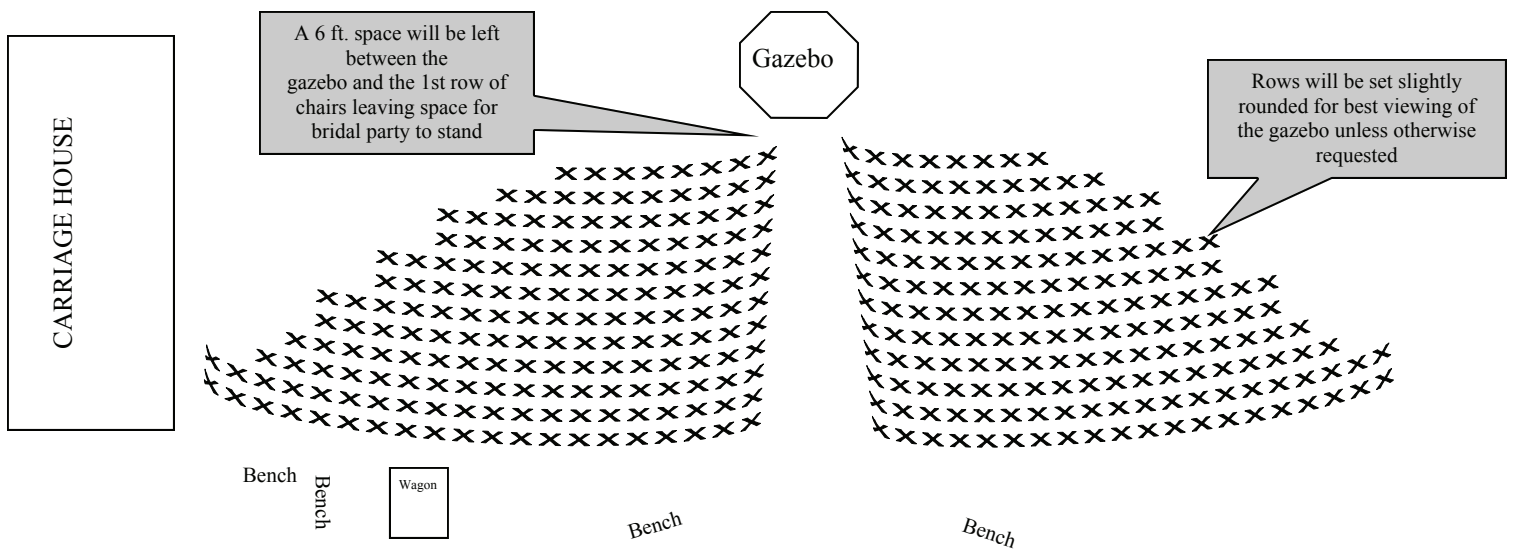
**HAY BARN RECEPTION—160 People Suggested Maximum
Each Round Seats 8**



**HAY BARN RECEPTION—160 People Suggested Maximum
Each Round Seats 8**



OUTDOOR COURTYARD—GAZEBO CEREMONY
350 People Suggested Maximum



ILLUSTRATED OUTDOOR CEREMONY CONFIGURATION:

OF MAXIMUM ROWS WE CAN SET-UP IN THE COURTYARD: 12

OF CHAIRS PER ROW / PER SIDE IN ABOVE ILLUSTRATION...

- 8
- 10
- 12
- 12
- 14
- 14
- 15
- 16
- 18
- 18
- 19
- 19

The above set-up illustrates what a ceremony of 350 chairs would look like and how our staff would arrange the rows and number of chairs per row. With a smaller set-up a combination of less rows and less chairs per row would be done to fit your needs. If you are requesting a specific layout with a set number of chairs per row and number of rows, you must provide the rental office with a detailed diagram for your event. Otherwise, set-up will be done at our staff's discretion and changes can be made on-site by your decorating crew if time allows.